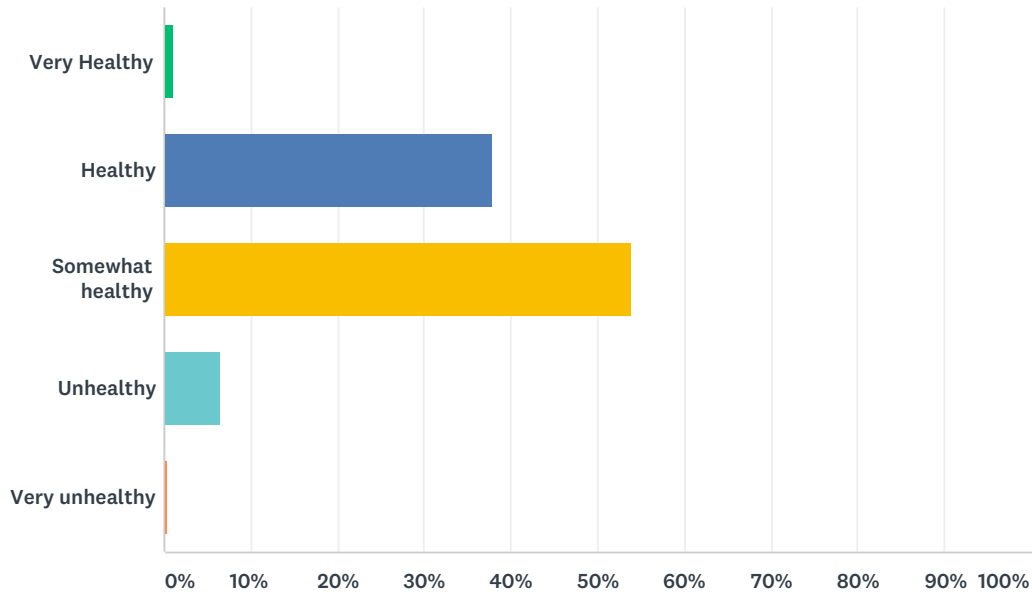


Q1 How would you rate the overall health of your community?

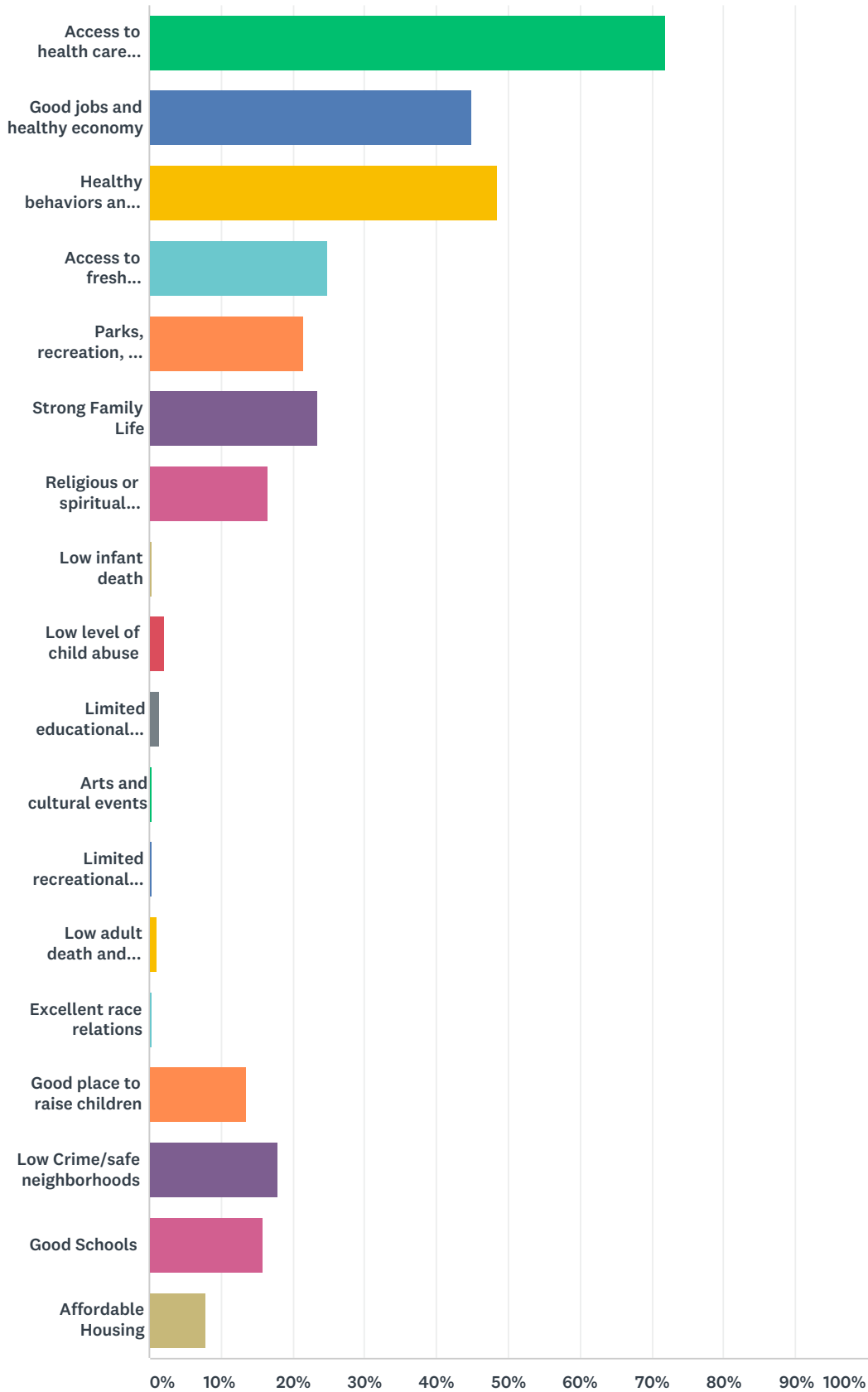
Answered: 198 Skipped: 3



ANSWER CHOICES	RESPONSES
Very Healthy	1.01% 2
Healthy	37.88% 75
Somewhat healthy	54.04% 107
Unhealthy	6.57% 13
Very unhealthy	0.51% 1
TOTAL	198

Q2 What are the three (3) most important factors for a “Healthy Community” (that most improve quality of life) in a community?

Answered: 200 Skipped: 1

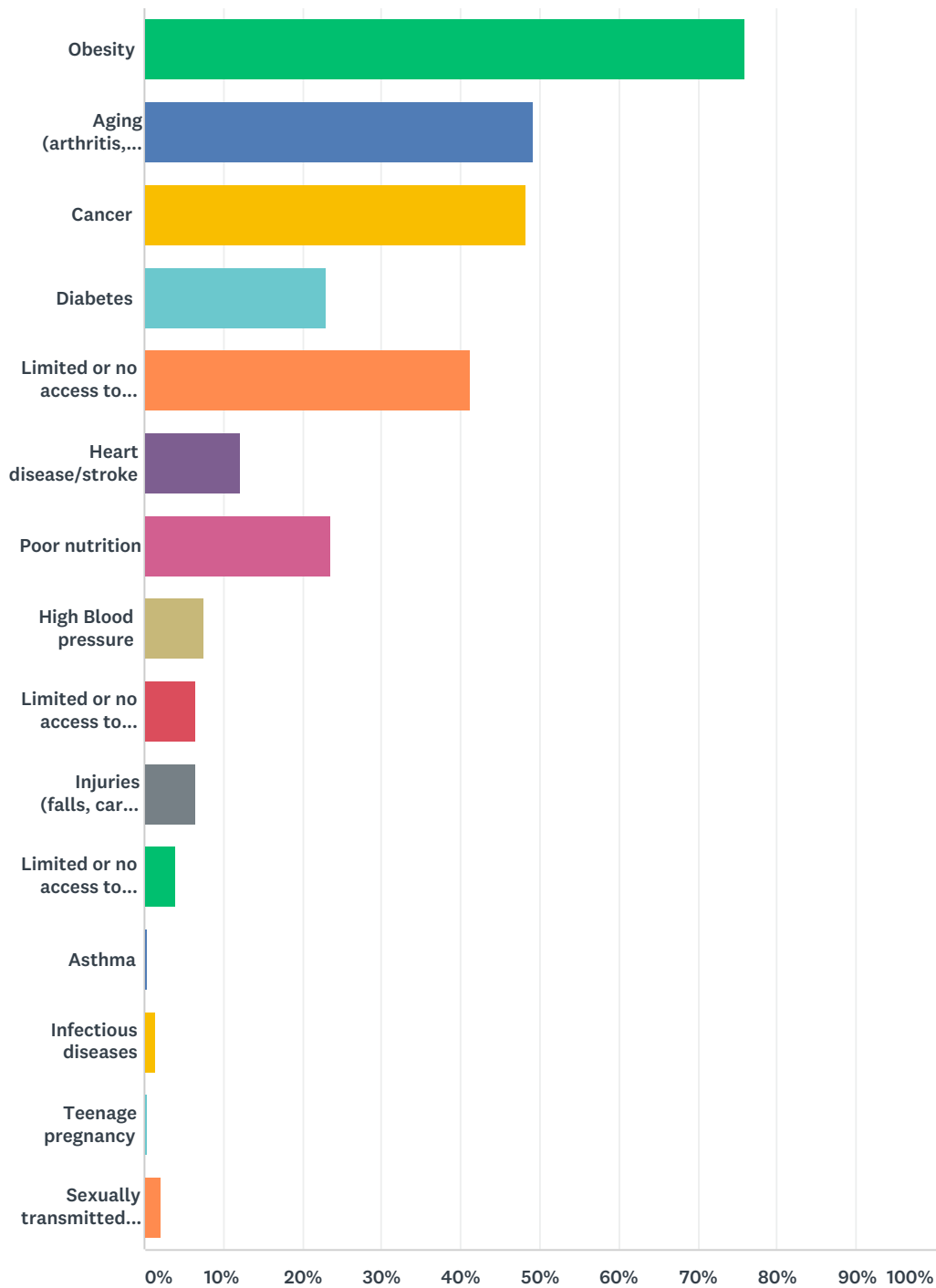


ANSWER CHOICES	RESPONSES	
Access to health care (family doctor, hospital, other health services)	72.00%	144

Good jobs and healthy economy	45.00%	90
Healthy behaviors and lifestyles	48.50%	97
Access to fresh affordable food	25.00%	50
Parks, recreation, & fitness options	21.50%	43
Strong Family Life	23.50%	47
Religious or spiritual values	16.50%	33
Low infant death	0.50%	1
Low level of child abuse	2.00%	4
Limited educational resources	1.50%	3
Arts and cultural events	0.50%	1
Limited recreational opportunities	0.50%	1
Low adult death and disease rates	1.00%	2
Excellent race relations	0.50%	1
Good place to raise children	13.50%	27
Low Crime/safe neighborhoods	18.00%	36
Good Schools	16.00%	32
Affordable Housing	8.00%	16
Total Respondents: 200		

Q3 What do you think are the top three (3) health problems in your community?

Answered: 199 Skipped: 2

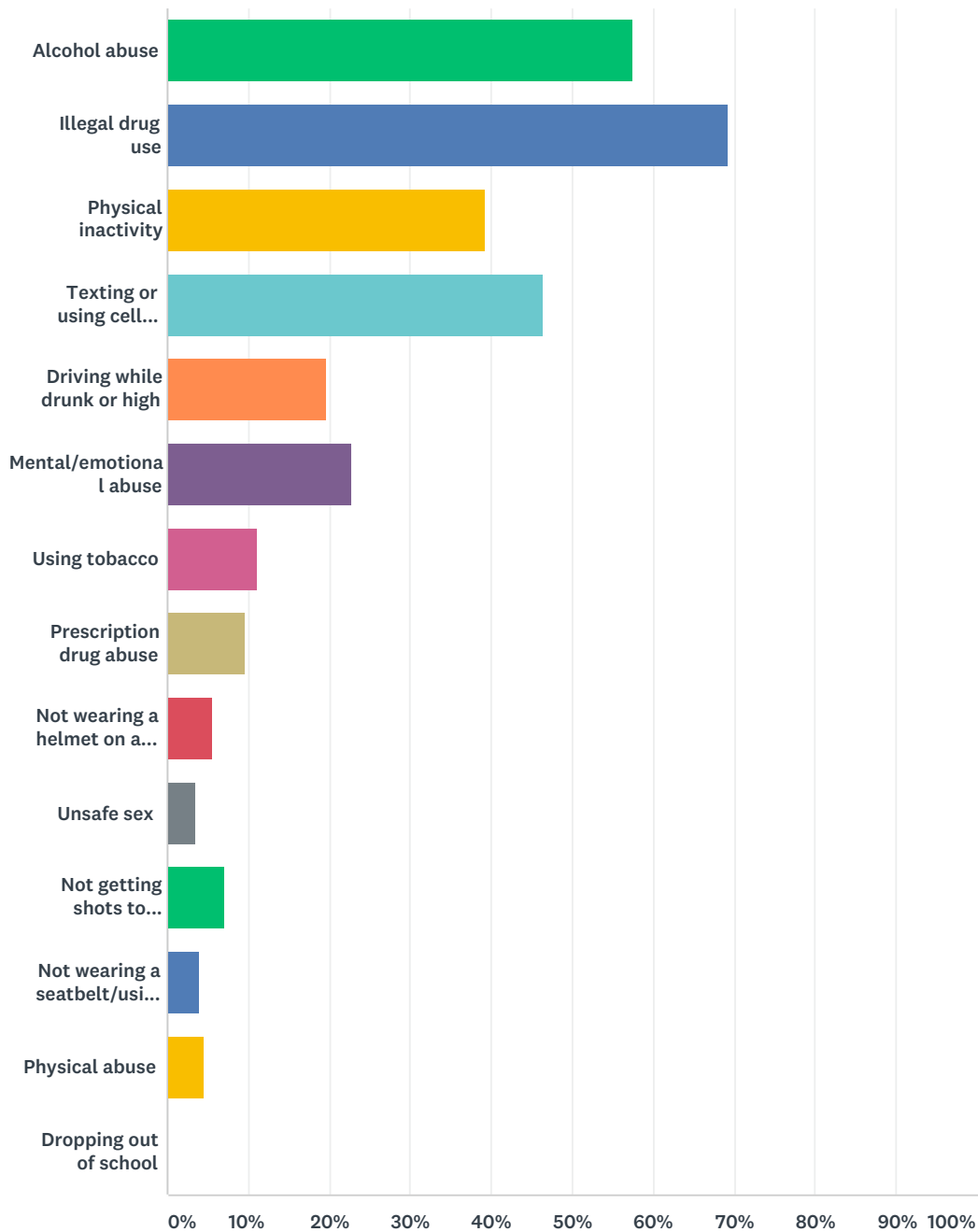


ANSWER CHOICES	RESPONSES	
Obesity	75.88%	151
Aging (arthritis, hearing/vision loss, dementia, etc.)	49.25%	98

Cancer	48.24%	96
Diabetes	23.12%	46
Limited or no access to mental health services	41.21%	82
Heart disease/stroke	12.06%	24
Poor nutrition	23.62%	47
High Blood pressure	7.54%	15
Limited or no access to doctor	6.53%	13
Injuries (falls, car accidents, drowning)	6.53%	13
Limited or no access to dental care	4.02%	8
Asthma	0.50%	1
Infectious diseases	1.51%	3
Teenage pregnancy	0.50%	1
Sexually transmitted diseases	2.01%	4
Total Respondents: 199		

Q4 What do you think are the three (3) most “risky behaviors” in your community?

Answered: 198 Skipped: 3

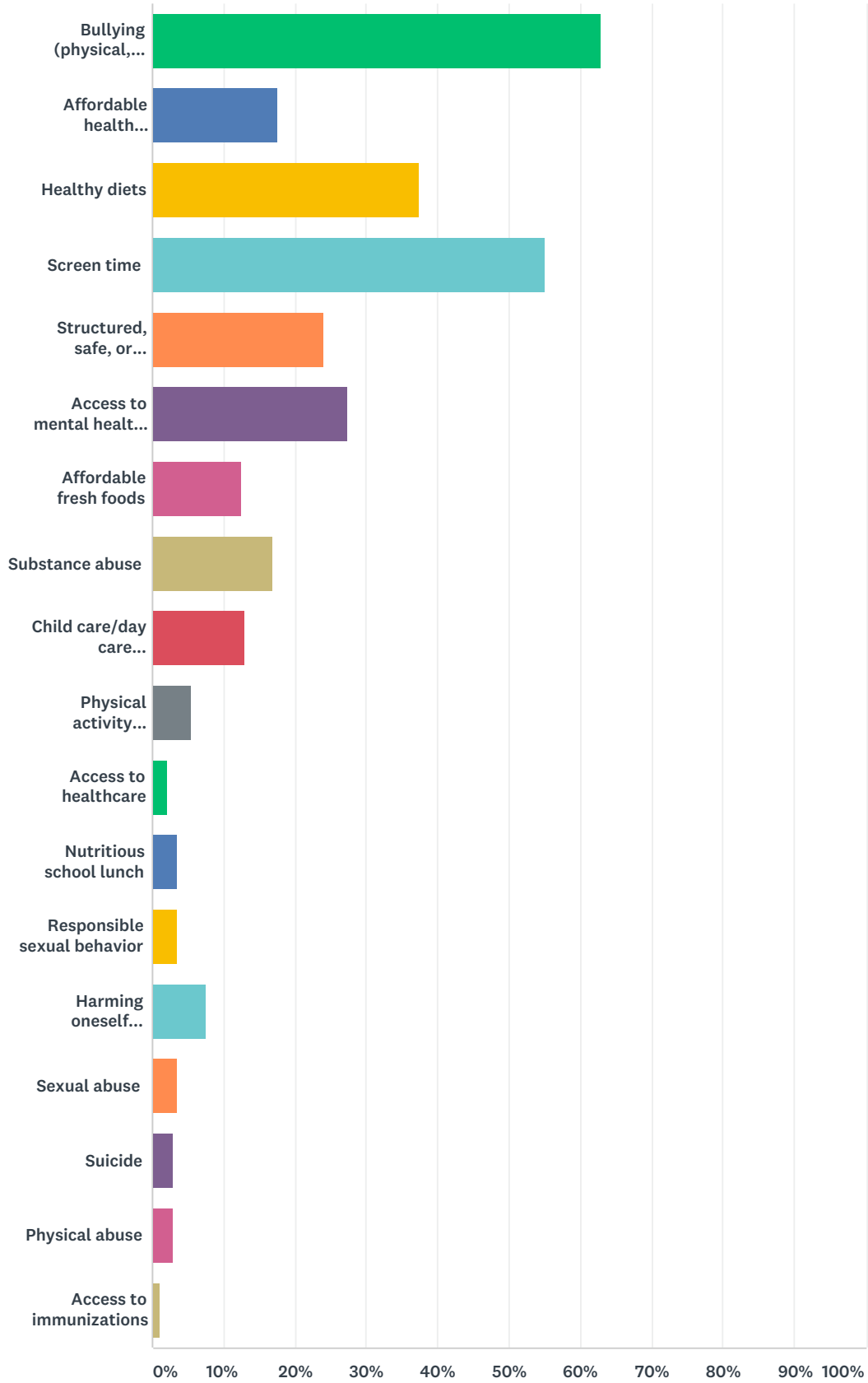


ANSWER CHOICES	RESPONSES	
Alcohol abuse	57.58%	114
Illegal drug use	69.19%	137
Physical inactivity	39.39%	78
Texting or using cell phone while driving	46.46%	92

Driving while drunk or high	19.70%	39
Mental/emotional abuse	22.73%	45
Using tobacco	11.11%	22
Prescription drug abuse	9.60%	19
Not wearing a helmet on a bike or motorcycle	5.56%	11
Unsafe sex	3.54%	7
Not getting shots to prevent disease	7.07%	14
Not wearing a seatbelt/using child safety seat	4.04%	8
Physical abuse	4.55%	9
Dropping out of school	0.00%	0
Total Respondents: 198		

Q5 What do you think are the top three (3) health concerns relative to children's health in your community?

Answered: 200 Skipped: 1

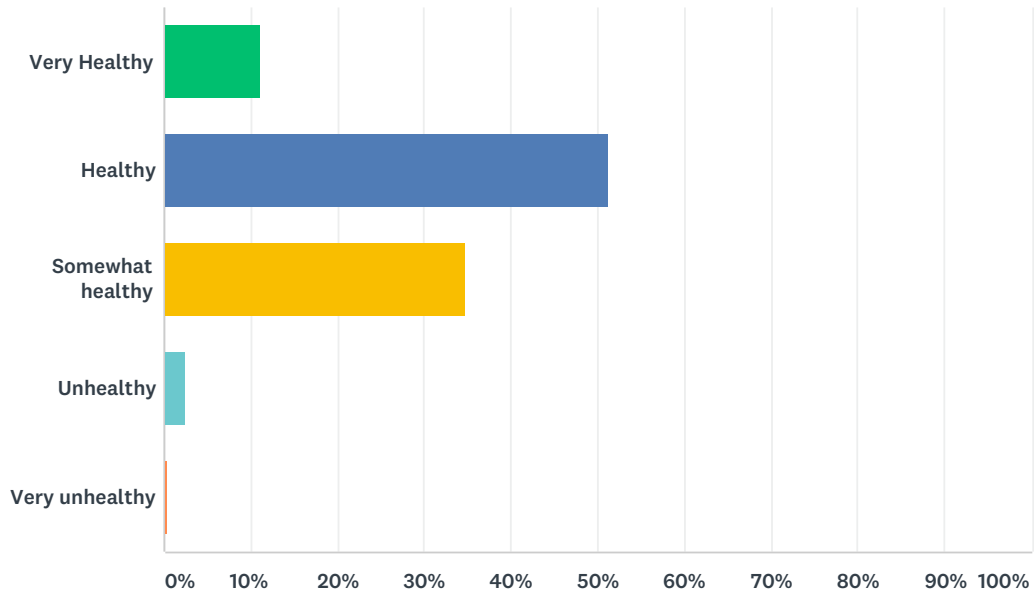


ANSWER CHOICES	RESPONSES
Bullying (physical, emotional, cyber)	63.00% 126

Affordable health insurance	17.50%	35
Healthy diets	37.50%	75
Screen time	55.00%	110
Structured, safe, or supportive living environment	24.00%	48
Access to mental health services	27.50%	55
Affordable fresh foods	12.50%	25
Substance abuse	17.00%	34
Child care/day care availability	13.00%	26
Physical activity opportunities	5.50%	11
Access to healthcare	2.00%	4
Nutritious school lunch	3.50%	7
Responsible sexual behavior	3.50%	7
Harming oneself (cutting, burning, etc.)	7.50%	15
Sexual abuse	3.50%	7
Suicide	3.00%	6
Physical abuse	3.00%	6
Access to immunizations	1.00%	2
Total Respondents: 200		

Q6 How would you rate your personal health?

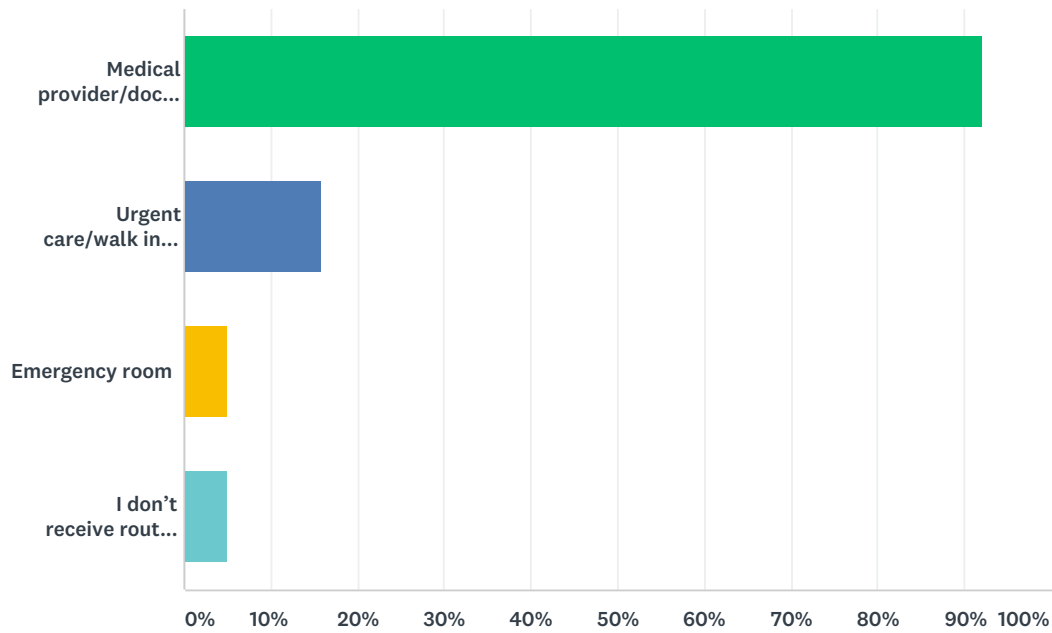
Answered: 199 Skipped: 2



ANSWER CHOICES	RESPONSES	
Very Healthy	11.06%	22
Healthy	51.26%	102
Somewhat healthy	34.67%	69
Unhealthy	2.51%	5
Very unhealthy	0.50%	1
TOTAL		199

Q7 Where do you go for routine (regular) health care? Select all that apply:

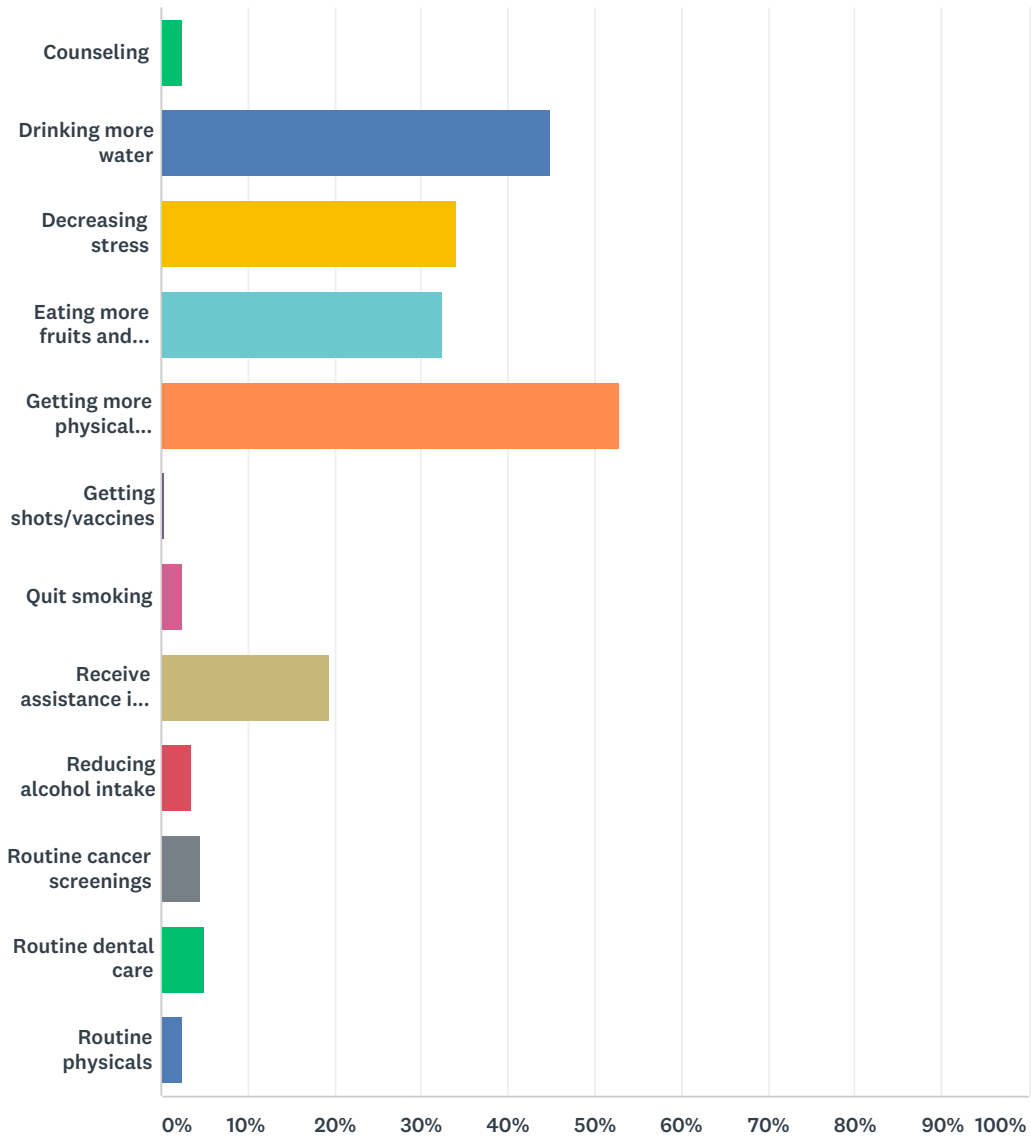
Answered: 200 Skipped: 1



ANSWER CHOICES	RESPONSES	
Medical provider/doctor's office	92.00%	184
Urgent care/walk in clinic	16.00%	32
Emergency room	5.00%	10
I don't receive routine care	5.00%	10
Total Respondents: 200		

Q8 What two (2) healthy behaviors would you like to start or improve?

Answered: 200 Skipped: 1

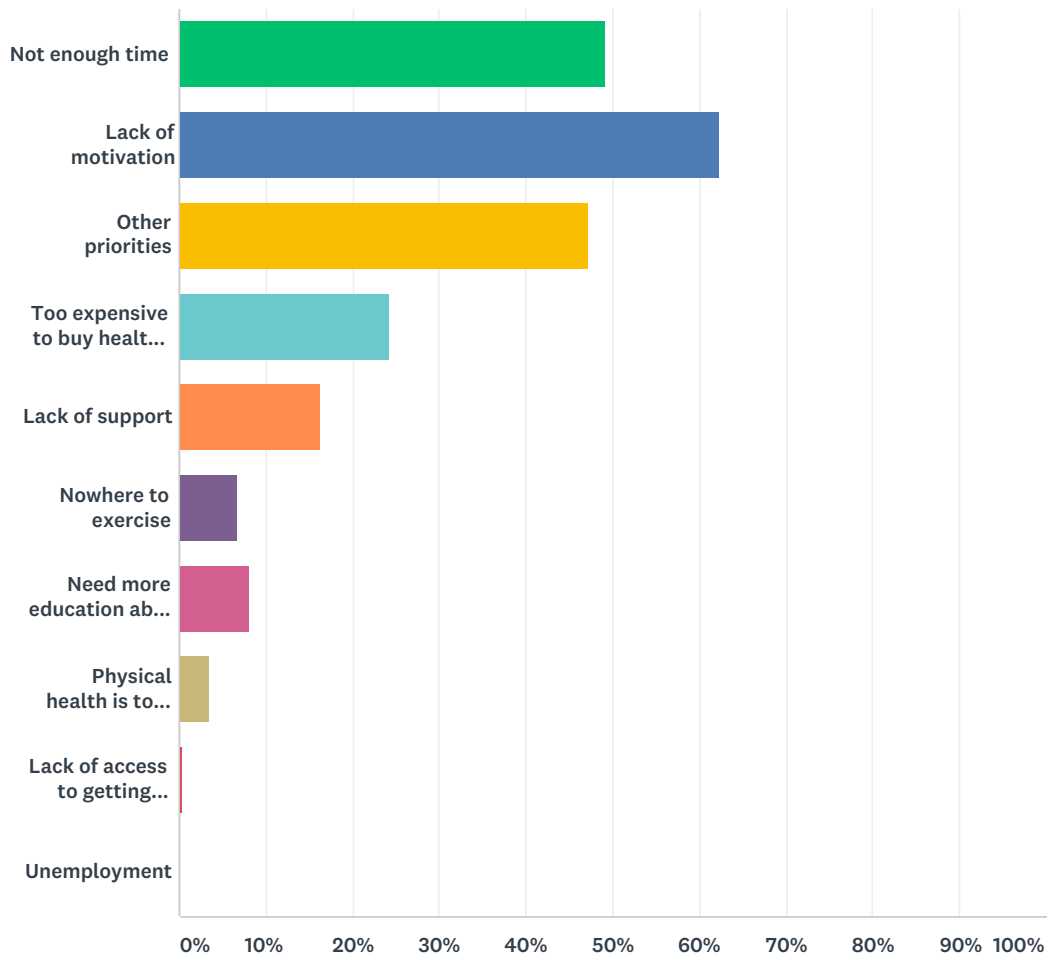


ANSWER CHOICES	RESPONSES	
Counseling	2.50%	5
Drinking more water	45.00%	90
Decreasing stress	34.00%	68
Eating more fruits and vegetables	32.50%	65
Getting more physical activity	53.00%	106
Getting shots/vaccines	0.50%	1
Quit smoking	2.50%	5
Receive assistance in weight loss/healthy behaviors	19.50%	39

Reducing alcohol intake	3.50%	7
Routine cancer screenings	4.50%	9
Routine dental care	5.00%	10
Routine physicals	2.50%	5
Total Respondents: 200		

Q9 What do you feel prevents you from being healthier? Select all that apply:

Answered: 197 Skipped: 4

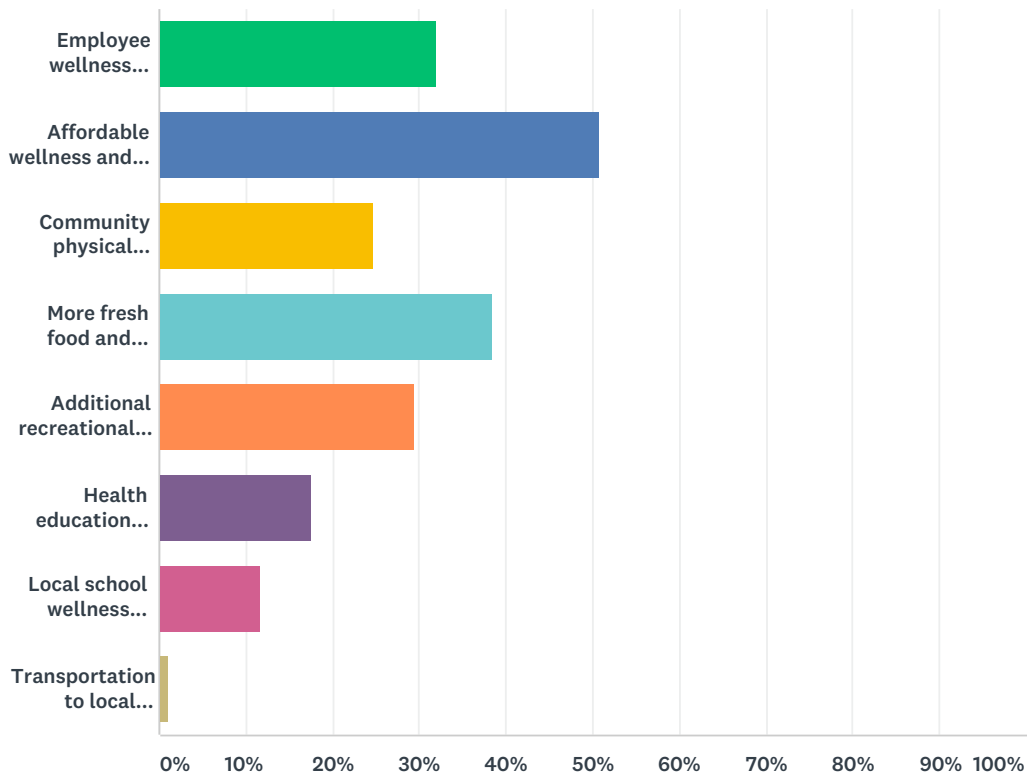


ANSWER CHOICES	RESPONSES	
Not enough time	49.24%	97
Lack of motivation	62.44%	123
Other priorities	47.21%	93
Too expensive to buy healthy foods	24.37%	48
Lack of support	16.24%	32
Nowhere to exercise	6.60%	13
Need more education about healthy choices	8.12%	16
Physical health is too poor	3.55%	7
Lack of access to getting shots (vaccines & Medications) to prevent sickness	0.51%	1
Unemployment	0.00%	0

Total Respondents: 197

Q10 What would help you start or maintain a healthy lifestyle? Select all that apply:

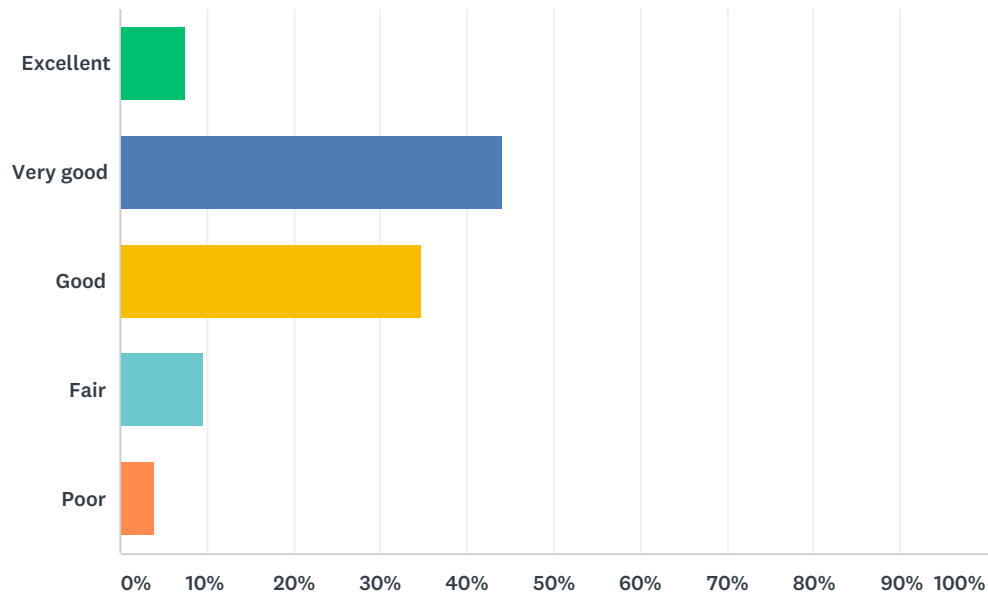
Answered: 187 Skipped: 14



ANSWER CHOICES	RESPONSES	
Employee wellness programs	32.09%	60
Affordable wellness and fitness facilities	50.80%	95
Community physical activity programs (water aerobics, volleyball/basketball leagues, fitness class)	24.60%	46
More fresh food and produce available	38.50%	72
Additional recreational paths, trails, sidewalks	29.41%	55
Health education classes (diabetes prevention/management, heart disease, arthritis, cooking, etc.)	17.65%	33
Local school wellness programs	11.76%	22
Transportation to local fitness or food markets	1.07%	2
Total Respondents: 187		

Q11 How would you rate the social environment (friendly people, willingness to help others) in your community?

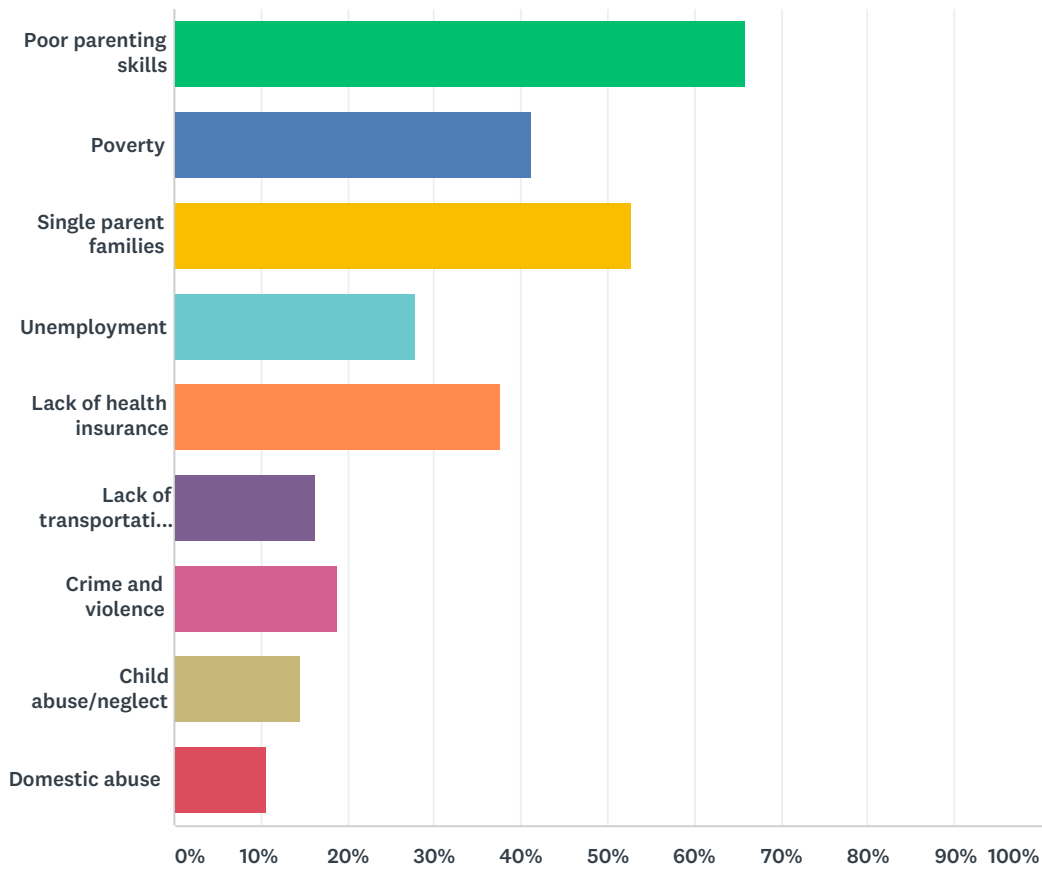
Answered: 199 Skipped: 2



ANSWER CHOICES	RESPONSES	
Excellent	7.54%	15
Very good	44.22%	88
Good	34.67%	69
Fair	9.55%	19
Poor	4.02%	8
TOTAL		199

Q12 What are the top three (3) social issues facing people in your community?

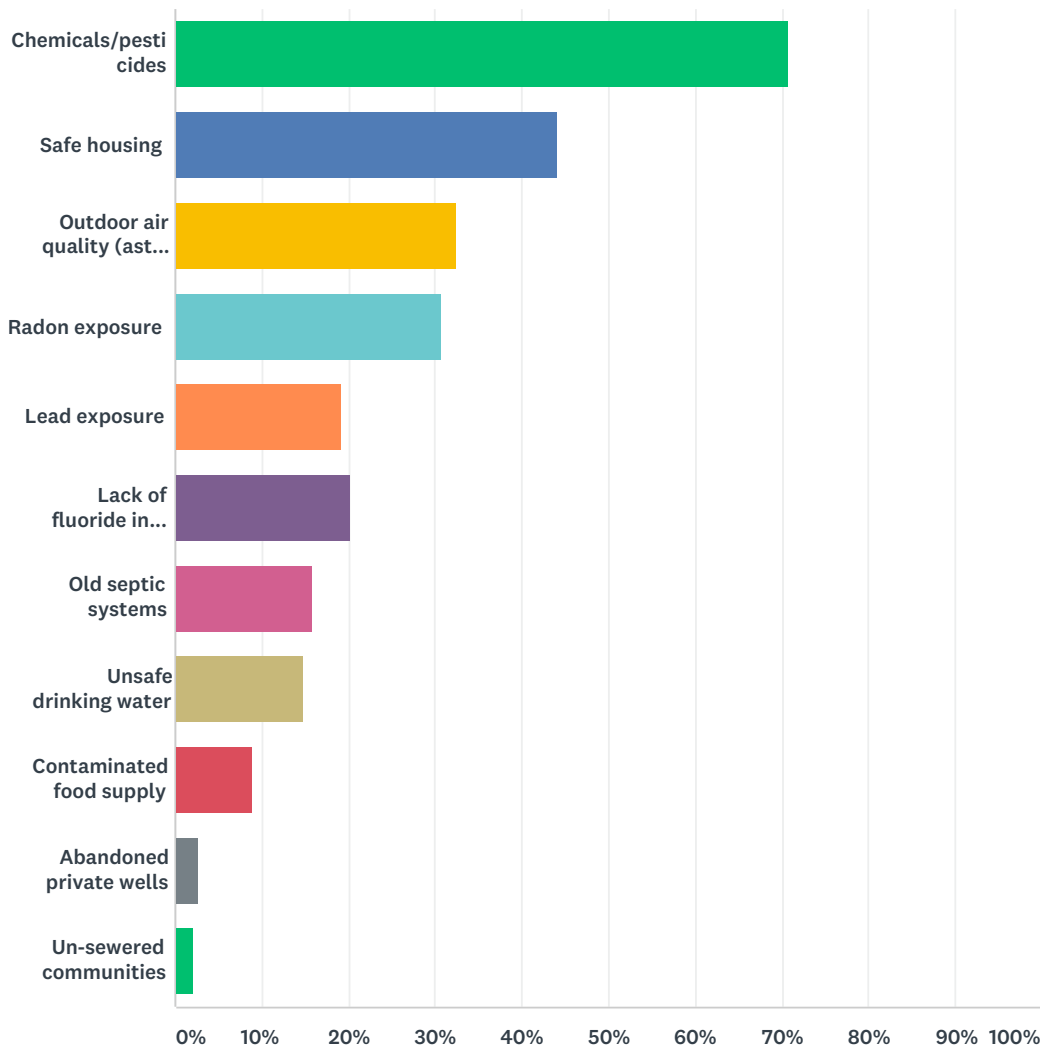
Answered: 197 Skipped: 4



ANSWER CHOICES	RESPONSES	
Poor parenting skills	65.99%	130
Poverty	41.12%	81
Single parent families	52.79%	104
Unemployment	27.92%	55
Lack of health insurance	37.56%	74
Lack of transportation services	16.24%	32
Crime and violence	18.78%	37
Child abuse/neglect	14.72%	29
Domestic abuse	10.66%	21
Total Respondents: 197		

Q13 What do you think are the top three (3) environmental health issues in your community?

Answered: 188 Skipped: 13

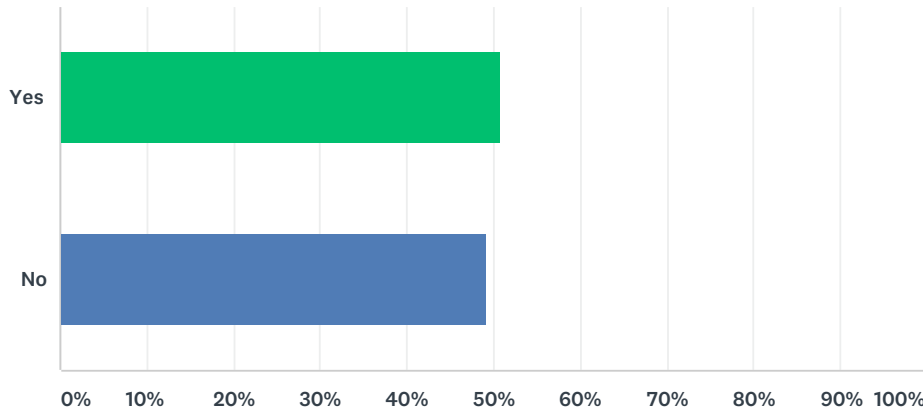


ANSWER CHOICES	RESPONSES	
Chemicals/pesticides	70.74%	133
Safe housing	44.15%	83
Outdoor air quality (asthma triggers)	32.45%	61
Radon exposure	30.85%	58
Lead exposure	19.15%	36
Lack of fluoride in drinking water	20.21%	38
Old septic systems	15.96%	30
Unsafe drinking water	14.89%	28
Contaminated food supply	9.04%	17

Abandoned private wells	2.66%	5
Un-sewered communities	2.13%	4
Total Respondents: 188		

Q14 Do you feel you/your family are prepared for a natural or man-made disaster?

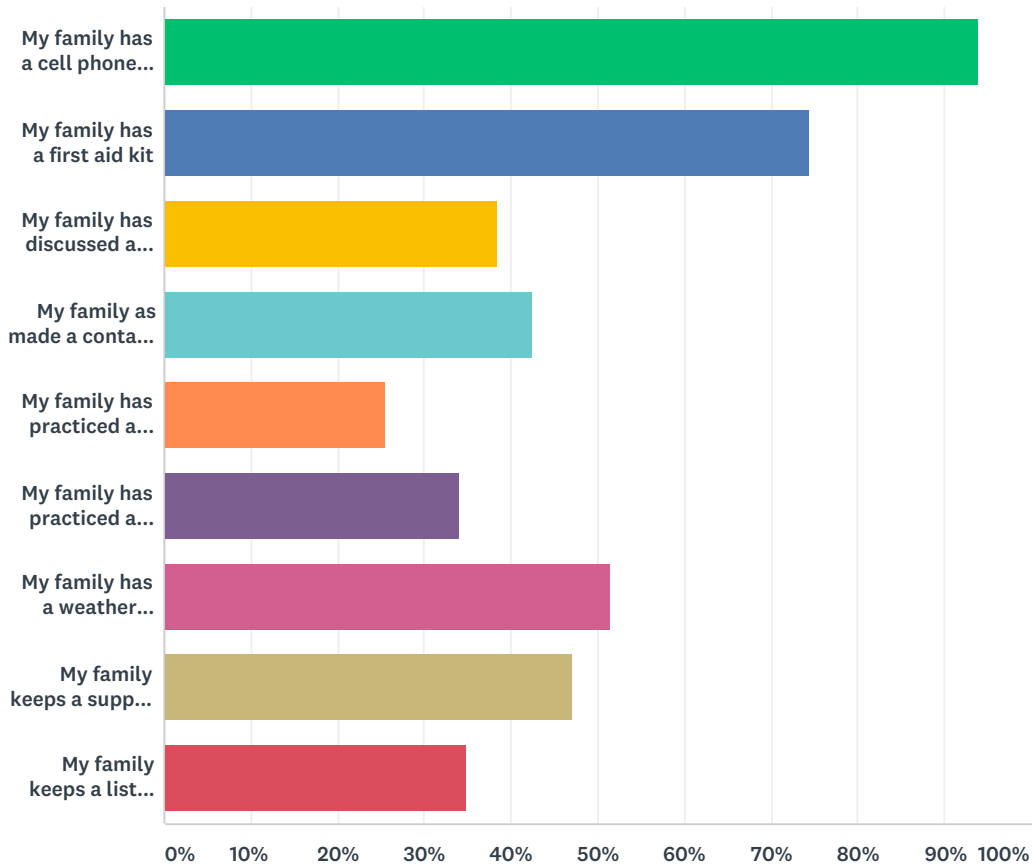
Answered: 197 Skipped: 4



ANSWER CHOICES	RESPONSES	
Yes	50.76%	100
No	49.24%	97
TOTAL		197

Q15 Which of the following emergency preparedness statements are true for you/your family? Select all that apply:

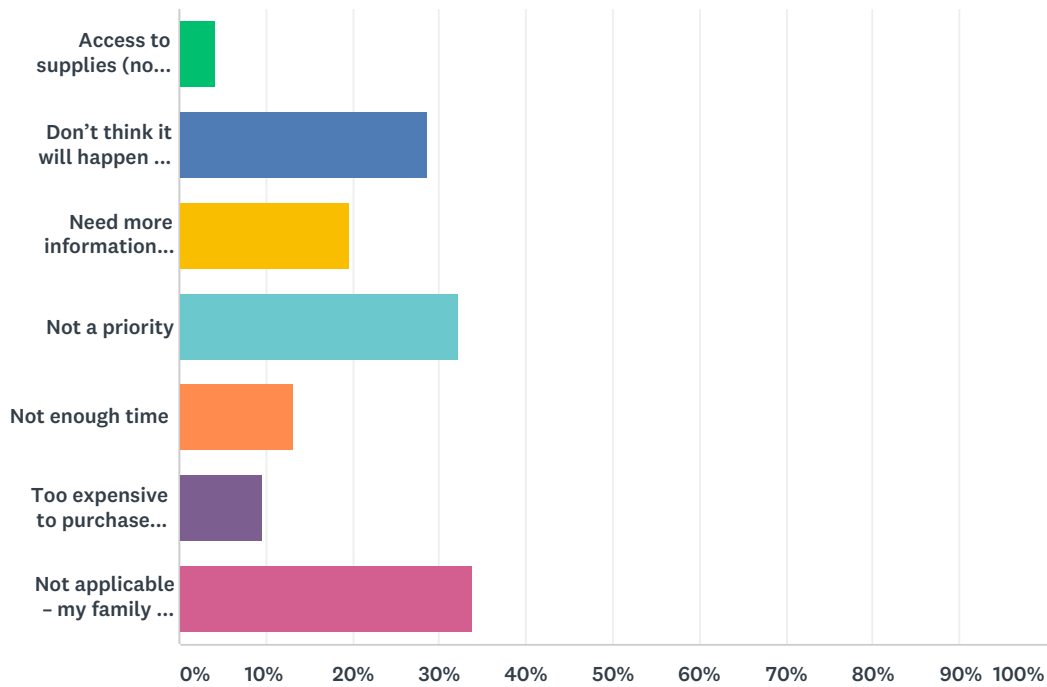
Answered: 200 Skipped: 1



ANSWER CHOICES	RESPONSES	
My family has a cell phone with a charger	94.00%	188
My family has a first aid kit	74.50%	149
My family has discussed a central meeting place	38.50%	77
My family as made a contact list for emergencies (kids know how to call another family member and how to use 911)	42.50%	85
My family has practiced a fire drill at home	25.50%	51
My family has practiced a tornado drill at home	34.00%	68
My family has a weather radio, flashlight, and batteries in our home	51.50%	103
My family keeps a supply of bottled water and extra non-perishable food items on hand	47.00%	94
My family keeps a list of current medication and important paperwork for each family member	35.00%	70
Total Respondents: 200		

Q16 What prevents you from being prepared for an emergency? Select all that apply:

Answered: 189 Skipped: 12



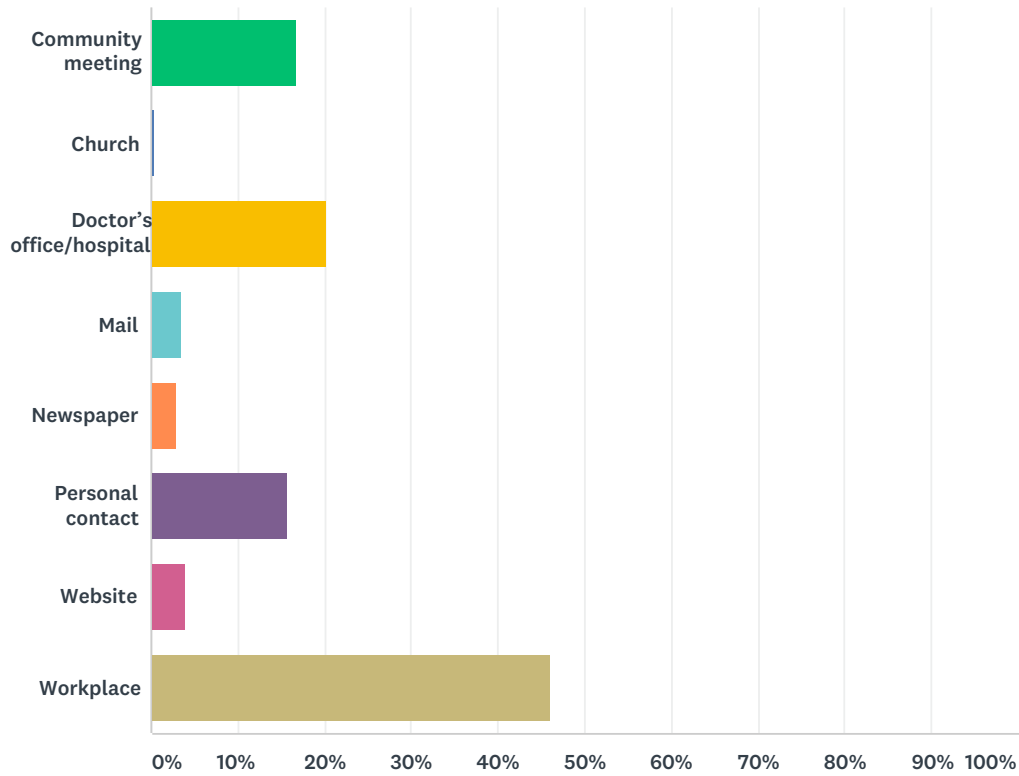
ANSWER CHOICES	RESPONSES	
Access to supplies (no transportation, no place to purchase supplies)	4.23%	8
Don't think it will happen to me	28.57%	54
Need more information about how to prepare for an emergency	19.58%	37
Not a priority	32.28%	61
Not enough time	13.23%	25
Too expensive to purchase supplies	9.52%	18
Not applicable – my family is prepared for an emergency	33.86%	64
Total Respondents: 189		

Q17 What health services would you like to see available in your community?

Answered: 93 Skipped: 108

Q18 Where/how did you hear about this survey? Select all that apply:

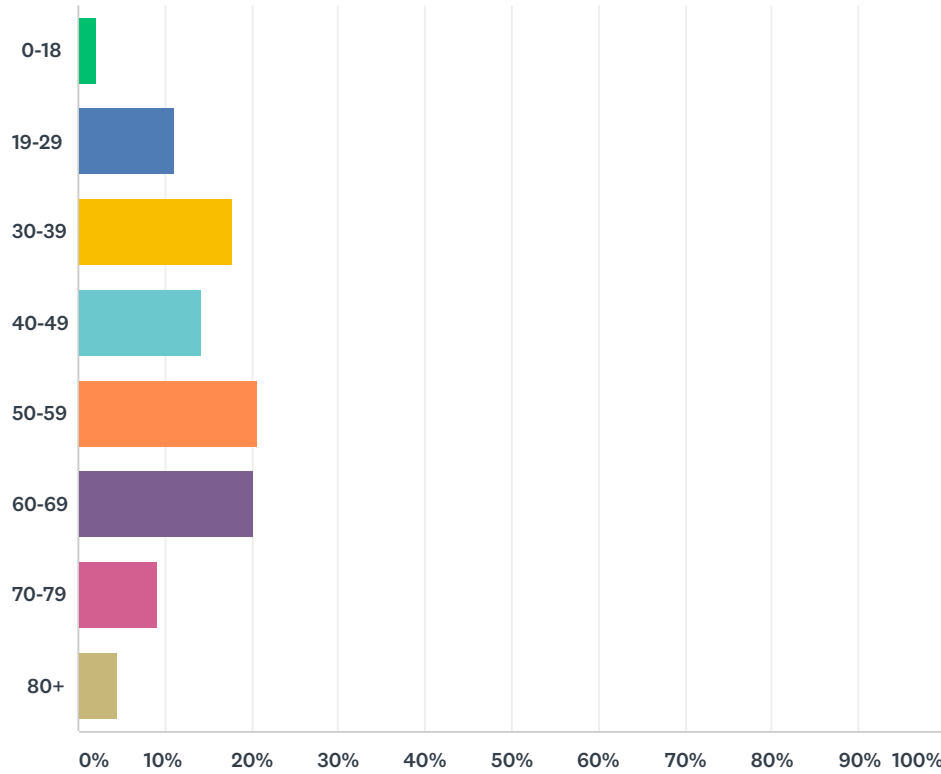
Answered: 198 Skipped: 3



ANSWER CHOICES	RESPONSES
Community meeting	16.67% 33
Church	0.51% 1
Doctor's office/hospital	20.20% 40
Mail	3.54% 7
Newspaper	3.03% 6
Personal contact	15.66% 31
Website	4.04% 8
Workplace	45.96% 91
Total Respondents: 198	

Q19 What is your age?

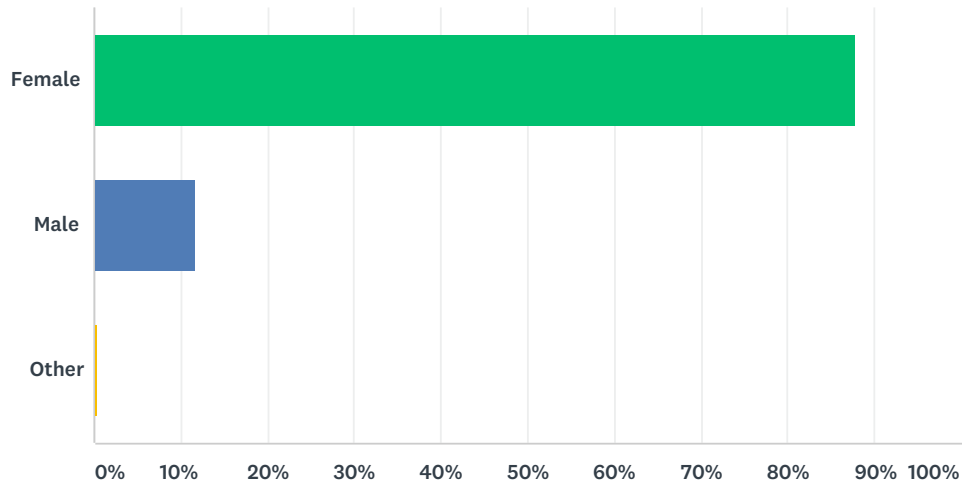
Answered: 197 Skipped: 4



ANSWER CHOICES	RESPONSES	
0-18	2.03%	4
19-29	11.17%	22
30-39	17.77%	35
40-49	14.21%	28
50-59	20.81%	41
60-69	20.30%	40
70-79	9.14%	18
80+	4.57%	9
TOTAL		197

Q20 What is your gender?

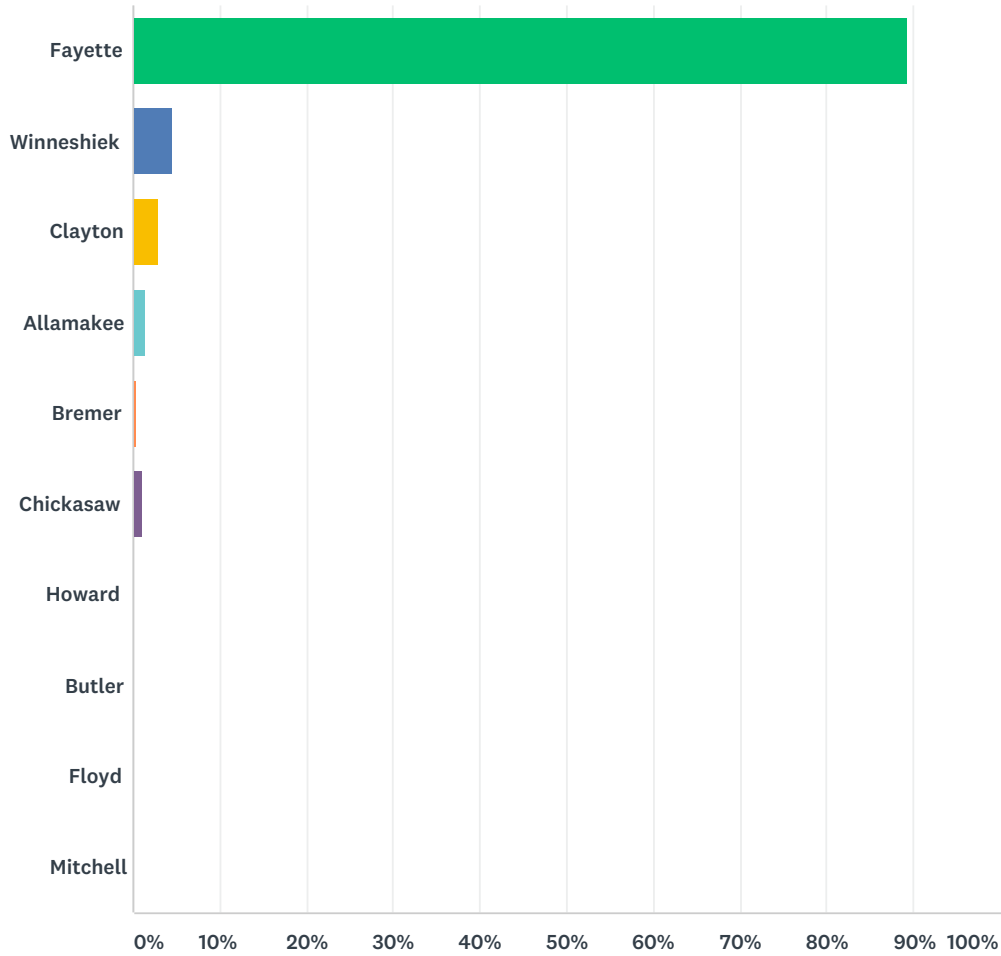
Answered: 198 Skipped: 3



ANSWER CHOICES	RESPONSES	
Female	87.88%	174
Male	11.62%	23
Other	0.51%	1
TOTAL		198

Q21 What county do you live in?

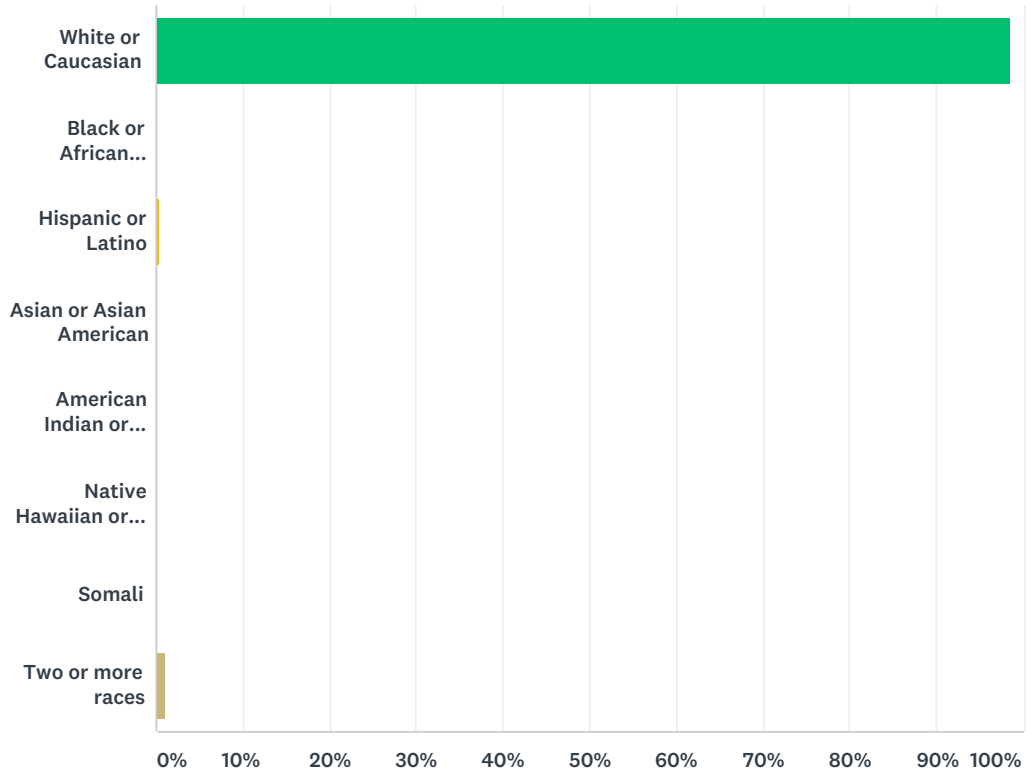
Answered: 198 Skipped: 3



ANSWER CHOICES	RESPONSES	
Fayette	89.39%	177
Winneshiek	4.55%	9
Clayton	3.03%	6
Allamakee	1.52%	3
Bremer	0.51%	1
Chickasaw	1.01%	2
Howard	0.00%	0
Butler	0.00%	0
Floyd	0.00%	0
Mitchell	0.00%	0
TOTAL		198

Q22 What is your race/ethnicity?

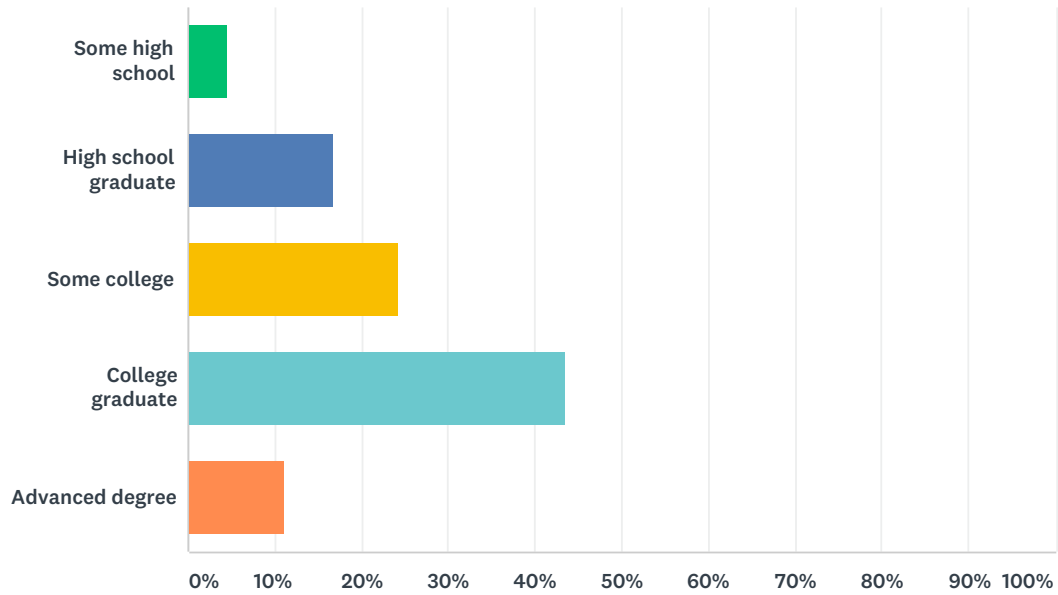
Answered: 196 Skipped: 5



ANSWER CHOICES	RESPONSES	
White or Caucasian	98.47%	193
Black or African American	0.00%	0
Hispanic or Latino	0.51%	1
Asian or Asian American	0.00%	0
American Indian or Alaska Native	0.00%	0
Native Hawaiian or other Pacific Islander	0.00%	0
Somali	0.00%	0
Two or more races	1.02%	2
TOTAL		196

Q23 What is the highest level of education you have completed?

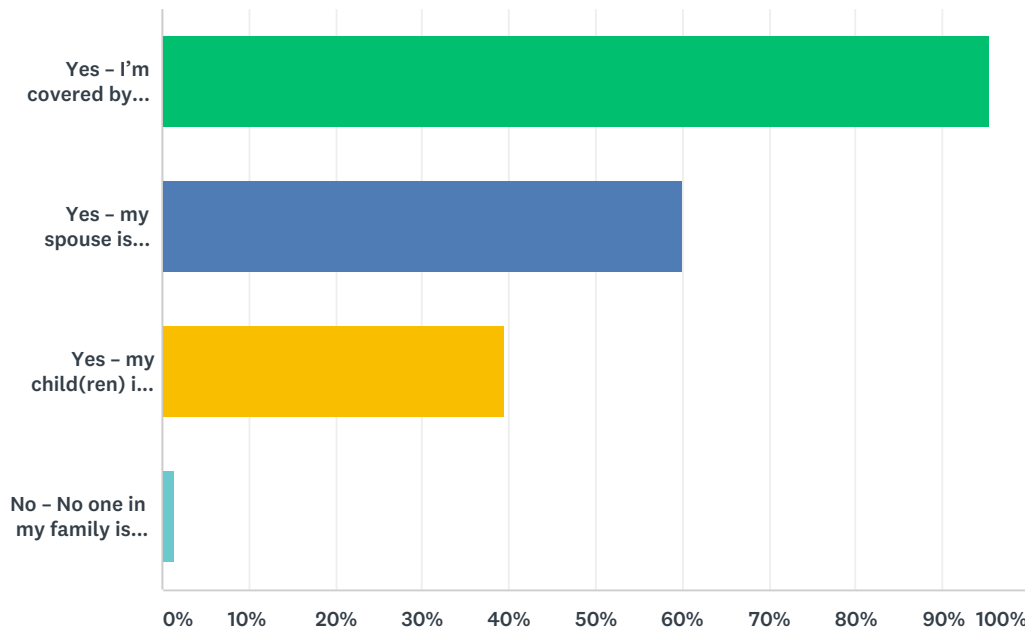
Answered: 198 Skipped: 3



ANSWER CHOICES	RESPONSES
Some high school	4.55% 9
High school graduate	16.67% 33
Some college	24.24% 48
College graduate	43.43% 86
Advanced degree	11.11% 22
TOTAL	198

Q24 Are you/your family members covered by health insurance? Select all that apply:

Answered: 200 Skipped: 1



ANSWER CHOICES	RESPONSES	
Yes - I'm covered by health insurance	95.50%	191
Yes - my spouse is covered by health insurance	60.00%	120
Yes - my child(ren) is covered by health insurance	39.50%	79
No - No one in my family is covered by health insurance	1.50%	3
Total Respondents: 200		